

Rescue and Fire Apparatus


# Marion Pumpers

Custom Pumpers / Commercial Pumpers / Rescue Pumpers




## We've been listening for 40 years.

Marion was the first to build all-aluminum emergency vehicles, starting back in 1964. Our experience is evident in a complete line of Custom and Commercial Pumpers, renowned for their quality, incredible durability and long, trouble-free service life. In fact, as a result of our experience and reputation, one of the most respected chassis manufacturers in the industry turns to Marion to build their extruded aluminum cabs.



Aluminum is the ideal material for pumper apparatus, providing the extra payload capacity of a lightweight body, built-in corrosion resistance, and a lower center of gravity for added stability and maneuverability.

## MARION HAS MORE EXPERIENCE BUILDING A




**MARION'S EXTRUDED DOORS** interlock for superior strength. They're flush mounted for snag-free performance. The door pans are made of aluminum diamond plate and are easily removable for servicing the locks. On the job, a glueless, watertight seal keeps weather out and your equipment dry.

### The gold standard for rugged durability.

It's no wonder Marion vehicles are still on duty decades after we build them. We design them to last. Marion bodies are fully extruded, not bent and formed sheet metal. Compartment lighting is located on the door, illuminating all shelves and the outside ground, even if the compartment is packed full. Marion doors aren't just a sheet of aluminum; we use extruded frame construction to make them extra strong.

Our six-stage DuPont Imron® paint process is applied *before* the body is put on the chassis, so every inch is primed and finished. And nobody isolates against galvanic corrosion the way we do. When it's all said and done, a Marion body is mounted to the chassis with a proven system that allows them to "float", eliminating stress points. This is one tough truck.



**MORE EXTRUSIONS**, more strength. Marion makes the strongest extruded body in the business. No one builds with the number of extrusions we use.

**STRENGTH FROM WITHIN.** Uprights and rafters are 2"x1" extrusions on 16" centers, which interlock into corner extrusions.

**STRONGER, DOUBLE WALL CONSTRUCTION** between compartments. Allows wiring to be hidden, providing a cleaner, safer compartment interior.

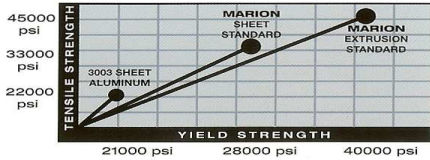
**SUPERIOR CORNER DESIGN.** Corner extrusions have a box design reinforcement for added strength in this key area.

**THRESHOLD EXTRUSION** is a bold design that provides outstanding strength. This eliminates collapsing of the door edge when heavy equipment is dropped on the compartment floor.



# LL-ALUMINUM THAN ANY OTHER U.S. MANUFACTURER

## Marion Extrusions – 105% stronger!




**IN TENSILE STRENGTH,** Marion extrusions are 105% stronger than 3003 sheet, 36% stronger than 5052 sheet.

**IN YIELD STRENGTH** (the point where distortion begins), Marion extrusions are 90% stronger than 3003 sheet, 43% stronger than 5052 sheet.

## Multiplex Wiring – Standard.

Every Marion Vehicle features state of the art Multiplexing. A software-driven digital network controls the electrical system, providing greater flexibility and reliability. Troubleshooting is quick and easy, and an optional modem enables Marion engineers to analyze, diagnose and reconfigure vehicle electronics over the telephone.



## Virtual Progress Reporting.

With Marion there are no surprises. Specs are reviewed in special "Prebuild Meetings". Any suggested modifications must meet your approval. Video and digital photo updates keep you continually apprised of your truck's progress from start to finish. Customization is virtually unlimited. The result? You get the truck of your dreams. A vehicle as individual as your department, that will serve you for years to come.



## Midship Custom Pumper



MARION RESCUE & FIRE APPARATUS



## FEATURE PACKED. BUILT TO LAST.

Marion Pumpers have a level of quality and customization that sets them apart from the rest. No same-old, same-old here. We've become the benchmark others are compared to. This is your chance to have a vehicle configured expressly for your department. A custom fit for your community and the way you work. Marion Pumpers truly do stand alone.

Marion Body Works is an independent, family owned and operated manufacturer. When you deal with us, you'll find an uncommon dedication to craftsmanship and customer service, and an ability and willingness to go the extra mile where others often won't.

### DOUBLE FLEX JOINT DESIGN.

Imagine the stress on a frame when a responding truck hits a curb rounding a corner. Metal fatigue and stress cracks are the result. Our pump module is separate from the body, providing two flex points – one between the cab and the module, and one between the module and the body.

**ONLY THE FINEST PUMPS.** Choose between Hale, Waterloo or Darley pumps.

**CORROSION-FREE PLUMBING.** All valves and plumbing components are made from non-corrosive materials – stainless steel, brass and high pressure hose.

**VALVE CONTROLS – NO BANANA RODS.**

With the universal joint, handles all have a straight, consistent pull, and positively lock with a quarter turn. Locking valves and locking handles provide double security against valve creeping. A visual check of the handle pull length indicates the valve position.

**SIDE HINGED GAUGE PANEL.**

The pump and the rear of the gauge panel are easily accessed via two simple latches – not screwed in place or bottom-hinged. Ask your mechanic what this is worth.

**RESCUE PUMPER DESIGNS.**

With our extensive Rescue expertise, we approach Rescue Pumpers with a rescue mindset, not the generic pumper approach of larger manufacturers. The result is a unique, functional design.

**BUILT-IN LADDER STORAGE –** on body sides or through the water tank – protects the ladders and maintains a safe height for loading and unloading.

## Midship Custom Pumper



## Top Mount Custom Pumper



## Midship Custom Pumper



## Top Mount Custom Pumper



## Top Mount Custom Pumper



MARION RESCUE & FIRE APPARATUS  
Marion Body Works, Inc.  
211 W. Ramsdell  
PO Box 500  
Marion, WI 54950

715-754-5261  
Fax 715-754-5776

WWW.MARIONBODY.COM

